


S10



	GB/T28627-2012	
	S10	
	15-20kg/	10mm

-

-

5

30

-

1


5 ~35

2

3

1	S10		20kg/25kg

S11



	GB/T28627-2012	L
	S11	
	12-15kg/	10mm

-

-

5

30

-

1

5 ~35

2

3

1	S11		25kg

S12

	GB/T28627-2012	L
	S12	
	12-15kg/	10mm

-

-

5

30

-


1

5 ~35


2

3

1	S12		25kg



S20



	JC/T2075-2011
	/
	S20

-

-

5

30

-

1

5 ~35

2

3

1	S20		20kg